

Block "Mover" Hand Cart Instruction Manual

Standard and Off Road Edition

For more
Instructional
Videos visit our
YouTube Channel




<http://www.youtube.com/blockandroll500>

B&R INNOVATIONS, LLC

**999 S. Oyster Bay Rd, Ste. 401
Bethpage, NY 11714**

888-998-5739

WWW.BLOCKANDROLL.BIZ




Assembly Instructions:

Attach 2 rear wheels with supplied bolts and washers.



Maintenance: Check all wheels for wear or damage. Grease all wheels with zerk grease fitting with standard grease gun monthly

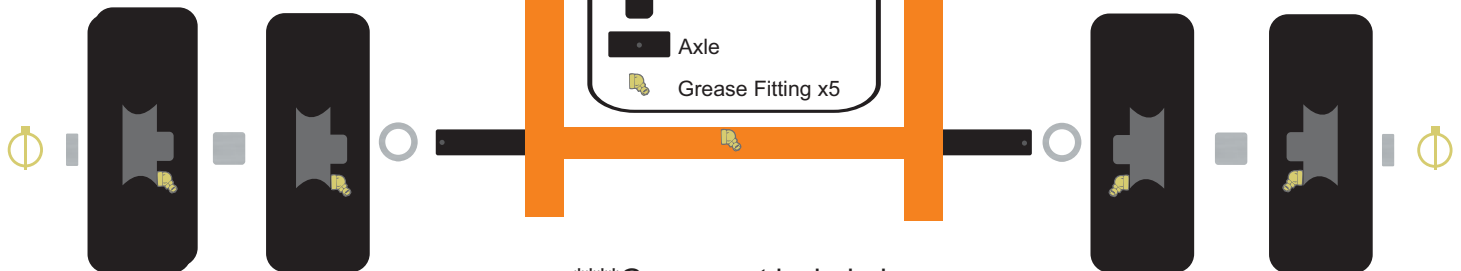


OFF-ROAD WHEEL KIT INSTALATION INSTRUCTIONS

Remove grease fitting on axle shaft
 Insert axle into axle shaft
 Install Parts as to diagram (see note below)
 Install grease fitting on axle shaft
 Grease axle shaft and wheel hubs

****NOTE: Grease each wheel as you install on axle one at a time.

Parts Key	
	Locking pin X2
	Small Spacer X2
	Large Spacer X2
	Washer
	Off Road Wheel X4
	Axle
	Grease Fitting x5



****Grease not included

Mover Cart is Rated for 1000# However 700# is the maximum load for safe handling of Block And Roll® Blocks.

Always wear proper PPE (personal protection equipment) equipment as required by local and state codes

How to tip a 350lb Block



**DO NOT LEAVE CART UNATTENDED
IN THE 4 WHEEL POSITION. CART CAN
ROLL AWAY OR SWING UP WITHOUT WARNING.**

Place foot on lower or upper foot bar and tip cart back.

How to tip/lift a 500 or 700lb Block

Because our carts rely on body weight as counterbalance, not all users will be able to tip 500lb or 700lb blocks

Step 1



Step up on the upper foot bar as if you are climbing a ladder. Lean body forward while holding one hand on upper handle and other on the lower handle

Step 2



Thrust forward. Then as you drop one leg pull your body back and bring your foot to the ground

Step 3



Step up on the upper foot bar as if you are climbing a ladder. Lean body forward while holding one hand on upper handle and other on the lower handle

Step 4



Bring Mover cart down to 4 wheel position.

**DO NOT LEAVE CART UNATTENDED
IN THE 4 WHEEL POSITION. CART CAN
ROLL AWAY OR SWING UP WITHOUT WARNING.
KEEP HANDS ON CART WHILE IN 4 WHEEL POSITION.**



How to place/lower a 500 or 700lb Block

Step 1



Raise cart enough to place your foot on the upper foot bar.

Step 2




Ride the cart up as it places block on the ground. Keep hands on the handles at all times.



*****Always keep foot on appropriate foot bar and both hands on the handles at all times when lifting or lowering blocks with the cart**



Carts with Blocks are not recommended up or down truck ramps or any steep ramps



Do not drop cart off a curb



DO NOT LEAVE CART UNATTENDED IN THE 4 WHEEL POSITION. CART CAN ROLL AWAY OR SWING UP WITHOUT WARNING.



Always insert fork completely into block

LIMITED WARRANTY

B&R Innovations, LLC (B&R) warrants this product to be free of defects in material and workmanship during the warranty period. Our warranty obligation is to provide a replacement for a defective original part if the part is covered by the warranty, after we receive a proper request from the warrantee (you) for warranty service.

Who may request service?

Only a warrantee may request service. You are a warrantee if you purchased the product from B&R or from an authorized distributor AND B&R has been fully paid.

What is an “original part”?

An original part is a part used to make the product as shipped to the warrantee.

What is a “proper request”?

A request for warranty service is proper if B&R receives: 1) a photocopy of the Customer Invoice that displays the shipping date; AND 2) a written request for warranty service including your name and phone number. Send requests by any of the following methods:

Mail, Fax or Email

B&R Innovations, LLC

Info@BandRinnovations.com

Fax: 917-677-8449

999 S. Oyster Bay Rd, Ste. 401

Bethpage, NY 11714

In the written request, list the parts believed to be defective and include the address where replacements should be delivered.

What is covered under the warranty?

After B&R receives your request for warranty service, an authorized representative will contact you to determine whether your claim is covered by the warranty. Before providing warranty service, B&R may require you to send the entire product, or just the defective part or parts, to its facility in Bethpage, NY. The warranty covers defects in the following original dynamic components: motors, hydraulic pumps, electronic controllers, switches and cylinders. It also covers defects in original parts that wear under normal usage conditions (“wearing parts”), such as bearings, hoses, wheels, seals, brushes, and batteries.

How long is the warranty period?

The warranty period for original components is 90 days. The warranty period begins on the date when B&R ships the product to the warrantee. If the product was purchased from an authorized distributor, the period begins when the distributor ships the product. B&R may extend the warranty period for products shipped from authorized distributors by up to 30 days to account for shipping time.

If a defective part is covered by the warranty, what will B&R do to correct the problem?

B&R will provide an appropriate replacement for any covered part. An authorized representative of B&R will contact you to discuss your claim.

What is not covered by the warranty?

1. Labor;
2. Freight;
3. Occurrence of any of the following, which automatically voids the warranty:
 - Product misuse;
 - Negligent operation or repair;
 - Corrosion or use in corrosive conditions;
 - Inadequate or improper maintenance;
 - Damage sustained during shipping;
 - Accidents involving the product;
 - Unauthorized modifications: DO NOT modify the product IN ANY WAY without first receiving written authorization from B&R. Modification(s) might make the product unsafe to use or might cause excessive and/or abnormal wear.

Do any other warranties apply to the product?

B&R makes no other express warranties. All implied warranties are disclaimed to the extent allowed by law. Any implied warranty not disclaimed is limited in scope to the terms of this Limited Warranty.